

# You don't need to call IT to print and scan like a pro

Connect, create and take total control with the **Xerox® Print and Scan Experience App**.

Let's face it – the typical scanning and printing experience isn't as effortless as it should be, so we fixed it for you.

With the rise of hybrid working, and workers splitting their time between their home and office, maximising productivity has never been more important. This means it is essential to have access to the same set of productivity tools no matter where you choose to work from.

Say hello to hassle-free scanning and printing right from your desktop or laptop without the complicated setup. The Xerox® Print and Scan Experience App simplifies everything from getting connected to taking advantage of the most advanced features.

The large, colorful, and intuitive icons on the app dashboard simplify every action and option. Providing unique productivity tools to help you work more efficiently, from creating a job to adjusting brightness to managing device settings is done directly through our welcoming interface. Plus, updates happen seamlessly, so you always have the latest version.



Now that you've downloaded the app, what's next?

## WORK SMARTER



### EASY SET UP

Automatically discover your Xerox® Printers and install suitable print and scan drivers quickly.



### DO MORE AUTOMATICALLY

Our app is pretty smart, so your scans can be automatically cropped, straightened and rotated, and blank pages can be automatically removed-saving a ton of time by fixing things yourself.



### Auto Crop

Crops multiple original documents, such as receipts, into individual images.



### SEARCHABLE SCANS

You can now make your scans searchable with OCR capabilities to create searchable PDFs, making it even easier to make unstructured hard copy usable.




### SIGN DOCUMENTS

Our app makes it easy for you to sign, date and markup your scanned paperwork, and as a bonus you can do this by simply capturing images of your documents through your camera.



### Auto Straighten

Automatically attempts to correct any slight alignment issues with scanned images.



### Auto Remove

Removes any blank pages within your scanned document.



### SHRINK FILE SIZES

Perfect for files that need to be emailed.



### MANAGE YOUR PRINTERS EFFICIENTLY

Stay productive by easily re-ordering your supplies and accessing real-time support services.



### SAVE PASSWORD PROTECTED PDFS

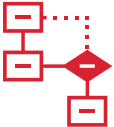
Securely print and save scanned documents as password protected PDFs.

## WORK SIMPLER



### ONE-TOUCH SETTING

Enable common or complex workflows with a single button.



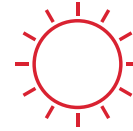
### MAKE YOUR DOCUMENTS DYNAMIC

Add even more features with the optional Xerox® Workflow Central Platform. Create audio docs, translate languages, redact private information, convert to other formats and change handwritten messages into text.






### PDF PRINTING

Quickly preview and print PDF files directly from within the app when using IPP print queues.



### TUNED TO PERFECTION

Adjust brightness, contrast or apply color filters to fine-tune images.

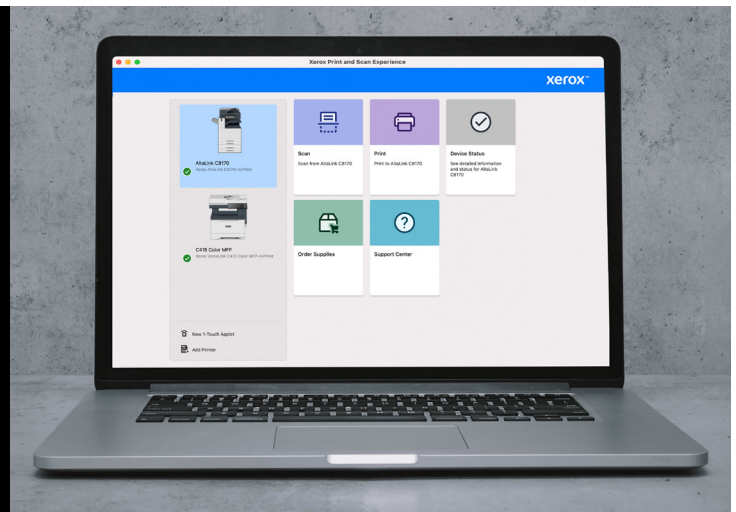


## WE'VE GOT YOU COVERED MAC USERS

### Xerox Print and Scan Experience App for your macOS.

- Scan, preview, adjust, and set properties to submit for printing
- Create and save simple shortcuts to speed up your work
- Make scanned text searchable
- Print and save scanned documents as password protected PDFs
- Monitor and manage printers

Available in the Apple App Store.



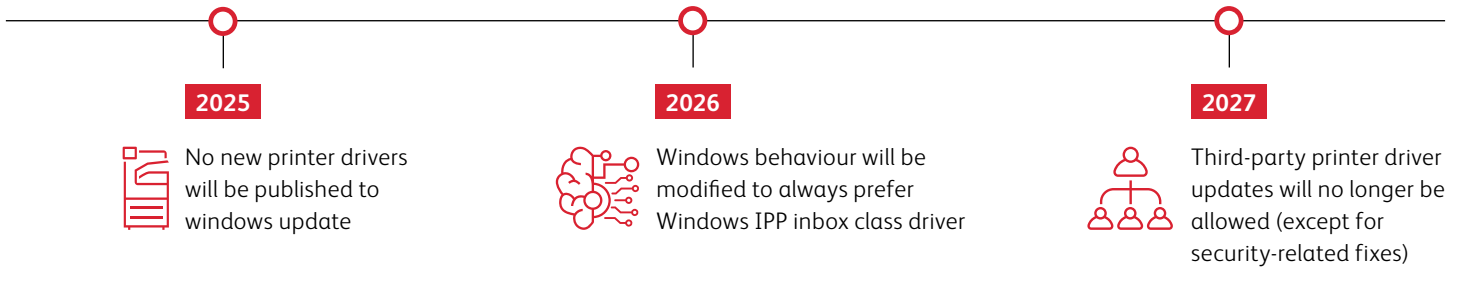
Download from the Windows Store and Apple App Store.



# Microsoft has announced the end of servicing plan for third-party printer drivers on Windows

Microsoft Windows now offers inbox support for Mopria compliant print devices via the Microsoft IPP Class Driver, removing the need for print device manufacturers to provide print drivers.

With these advancements in the Windows print platform, Microsoft is announcing the end of servicing of legacy Windows printer drivers based on the initial timeline shared below:



## HOW DO USERS GET THE USER-FRIENDLY PRINT EXPERIENCE THEY HAVE COME TO EXPECT?

User experience customization will be delivered via the Print Support Application (PSA) that is distributed and automatically installed via the Windows Store.

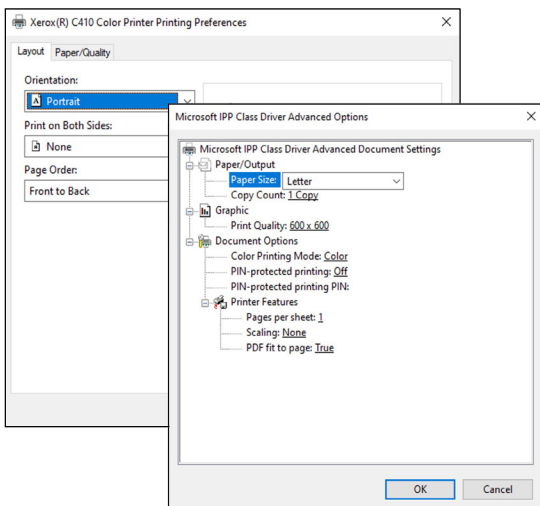
Our user friendly, tailored print experience is available today for Xerox devices via the Xerox Print and Scan Experience app that includes the Print Support Application for most Xerox devices when printing from desktop applications.

## WHAT ARE THE BENEFITS OF THE PSA?

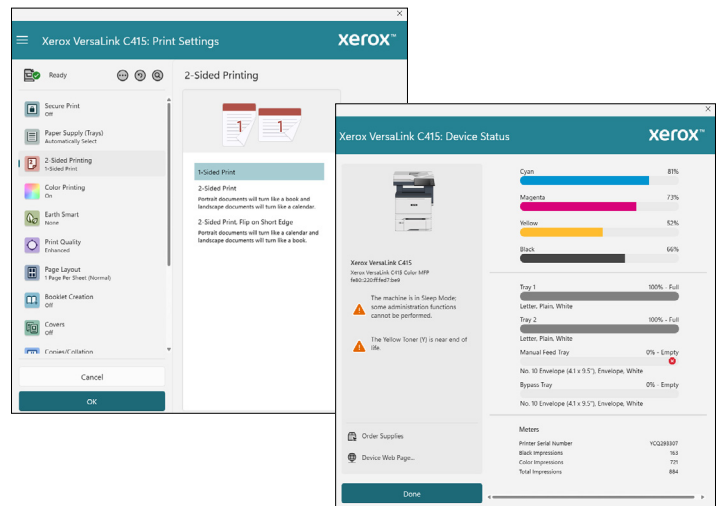
The Print Support Application (PSA) provides feature rich capabilities and workflows to make job setup simple.

- Enjoy the Xerox printer driver experience you know and love with an enhanced user experience - making print job setup fast, simple and gives a coherent user experience across all devices.
- Provides full access to the features of your Xerox Printer and MFP.
- Available for both Microsoft IPP Class Driver and Microsoft Universal Print.

### Microsoft IPP Class Driver Print Interface



### The Xerox Print Experience with The Print Support Application (PSA) by Xerox



Available via the Xerox Print and Scan Experience (XPSE) app when using the IPP Class Driver.

For users with limited access to the Microsoft Store, download the XPSE app [here](#).

You don't need a master class in scanning.  
You just need an app that delivers smart capabilities without the complexity!  
**Download the Print and Scan Experience App for all Xerox® Devices.**