

# Xerox® VersaLink® 7100 Series Multifunction Printers

## Evaluator Guide



# Table of Contents

This Evaluator Guide introduces you to Xerox® VersaLink® C7100 and B7100 Series Multifunction Printers and explains key features and performance advantages.

<b>INTRODUCING XEROX® CONNECTKEY® TECHNOLOGY</b>	<b>EVALUATING WORKGROUP MULTIFUNCTION PRINTERS</b>	<b>SPECIFICATIONS, CONFIGURATION SUMMARIES, AND OPTIONS</b>	<b>AWARDS</b>
3 Overview	4 Intuitive User Experience	12 Xerox® VersaLink® C7120/C7125/C7130 Color Multifunction Printer	14 Industry Awards and Recognitions
	6 Mobile and Cloud Ready		
	8 Comprehensive Security		
	10 Enables Managed Print Services	13 Xerox® VersaLink® B7125/B7130/B7135 Multifunction Printer	
	11 Gateway to New Possibilities		



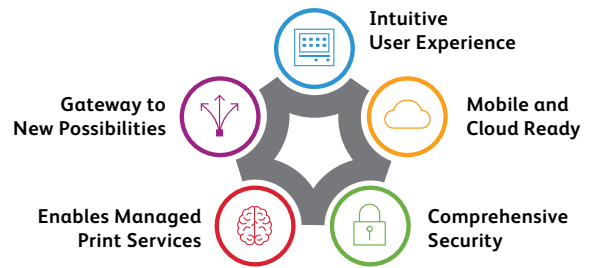
Xerox® VersaLink® C7120/C7125/C7130  
Color Multifunction Printer



Xerox® VersaLink® B7125/B7130/B7135  
Multifunction Printer

# Xerox® ConnectKey® Technology — the ecosystem that enables the modern work experience.

What will you need tomorrow? It's tough to predict the future, but with VersaLink®, it's easy to be prepared. In fact, print just scratches the surface of what's possible. Along with built-in, comprehensive security features, these Workplace Assistants, built on ConnectKey® Technology, deliver the everyday, must-have capabilities you need now with plenty of room to add new features as your work evolves.



## INTUITIVE USER EXPERIENCE

Getting up to speed is easy with a tablet-like touch screen that balances simplicity and time-saving efficiency. The familiar, intuitive user interface (UI) guides you through tasks, eliminating extra steps. And the ability to personalize the UI empowers you to work the way you want.

## MOBILE AND CLOUD READY

Mobility features, like Wi-Fi Direct, take the hassle out of printing directly from your favorite mobile devices. Near Field Communication (NFC) lets you authenticate with a smartphone to connect in seconds, and access to cloud-hosted services let you work where, when, and how you want.




## COMPREHENSIVE SECURITY

VersaLink's multi-layered protection safeguards all system components. A comprehensive range of proactive security features stop even the most sophisticated security threats where they start, preventing malicious attacks, proliferation of malware, unauthorized access or changes, and breaches that lead to downtime.

## ENABLES MANAGED PRINT SERVICES

Work more efficiently and manage resources more effectively. Easy integration of Managed Print Services lets you customize and optimize the way you work with state-of-the-art assessment tools, analytics, solutions, and apps.



## GATEWAY TO NEW POSSIBILITIES

Translator. Proofreader. Form checker. Do-it-all digitizer. VersaLink® makes it easy to tackle the hardest challenges. Stay always-ready with access to an expanding portfolio of cloud-hosted apps and tailor solutions for your specific needs through the Xerox Partners program.

Find out more about how you'll work smarter at [www.ConnectKey.com](http://www.ConnectKey.com).

# Intuitive User Experience

Xerox® VersaLink® Multifunction Printers deliver the experience you'd expect from today's technology. With consistency between devices, customization, and a tablet-like experience, you'll get work done faster and connect like never before.

- **Consistent operation across products.**

A common look and feel across all our VersaLink and AltaLink devices makes it easy and intuitive for users to go from one Xerox® Product to another without additional training.

- **Advanced copy and print features.**

VersaLink Multifunction Printers greatly simplify everyday office tasks, providing plenty of support for specialized print applications including Annotation, Bates Stamping, and ID Card Copy.

- **True multi-tasking.** With this feature, VersaLink Multifunction Printers can copy, print, fax, and scan at the same time. There is no wasted time for walk-up users at the device and all jobs are held in the same queue.

## PERSONALIZATION

Configure your VersaLink Multifunction Printers to make the user experience personal by machine, fleet, workgroup, or individual.

- **Familiar app-style user interface.**

Our multifunction printers feature a user interface that behaves much like the mobile devices we're all accustomed to using. To simplify the user interface even further, a highly intuitive layout guides you through every task from start to finish, with a natural hierarchy placing critical functions near the top of the screen and commonly used options front and center.

- **Customized UI Support.** Customize and simplify each user's experience by moving and hiding icons based on user logins and creating presets for common workflows. Users can access the functions they use most with just one touch.

- **1-Touch Apps.** Simplify and automate lengthy, multi-step workflows by allowing users to save common tasks and their respective job settings as an "app" that appears on the device's home screen. Users simply tap their new app to accomplish their task with a single touch.
- **Single-pass Duplex Automatic Document Feeder.** With VersaLink Multifunction Printers, you get more reliability, productivity, and longevity with fewer moving parts on our Single-pass Duplex Automatic Document Feeder (DADF).
- **Scan To App.** This feature provides access to all scan destinations and features in one, easy-to-find location at the touchscreen UI.
- **Scan Preview.** Review your scan jobs right at the device with Scan Preview. This feature lets you view all pages at once or zoom in to assess individual pages.

## INTRODUCING TOUCHSCREEN SUPERIORITY

Meet our tiltable, capacitive color touchscreen—the user interface that sets a higher standard for customization, personalization, and versatility.

By presenting a familiar "mobile" experience—with support for gestural input and task-focused apps that share a common look and feel—fewer steps are needed to complete even the most complex jobs.

A highly intuitive layout guides you through every task from start to finish, with a natural hierarchy placing critical functions near the top of the screen and commonly used options front and center. Don't like where a function or app is located? Customize the layout to make it yours.

This unmatched balance of hardware technology and software capability helps everyone who interacts with our VersaLink Multifunction Printers get more work done, faster.

View a demo of our VersaLink device touchscreen at [www.xerox.com/VersaLinkC7100Demo](http://www.xerox.com/VersaLinkC7100Demo).



# Intuitive User Experience

## (CONTINUED)

- **Auto-Color Scanning (ACS).** This feature allows the device controller to check if the document is color or black-and-white, and then adjust accordingly.
- **LDAP Mapping.** LDAP servers display different results depending on how they implement mappings. You can complete simple email address searches with LDAP and Scan to Email jobs. Our full integration is the differentiator. Our LDAP Mapping integrates with the address book, User Permissions, and Scan to Home. In addition, this feature automatically suggests contacts by searching the device address book and LDAP as characters are entered.
- **Unified Address Book.** Xerox® ConnectKey® Technology enables features like the enhanced address book with favorites, which lets you seamlessly import your existing contacts and roll them out to multiple ConnectKey Technology-enabled devices.
- **Common Driver Platform.** VersaLink Multifunction Printers include common print drivers, which feature clear graphical user interfaces that provide for easy, intuitive interaction with the device. The drivers provide immediate desktop access to all Xerox® Device output functions, as well as bidirectional information, indicating device and job status, currently loaded paper sizes and types, and installed options, eliminating the need to consult other software for information. Easy-to-understand icons access the most commonly used functions, such as paper selection and document finishing. With the Saved Settings feature, frequently used print job parameters can be stored for reuse.
- **Xerox® Global Print Driver®.** This truly universal print driver lets IT administrators install, upgrade, and manage non-Xerox and Xerox® Devices from a single driver. It provides a consistent, easy-to-use interface for end-users, reducing the number of support calls and simplifying print services management.
- **Rule-based Printing.** With this feature, you can apply rules to printing or other actions, such as setting up all Microsoft® Outlook® emails to automatically print in black-and-white and in duplex mode.
- **Xerox® Standard Accounting.** Manage, track, and report device usage to control print quantities and chargeback options for print, scan, copy and fax. Advanced solutions are available for Network Accounting from Xerox Business Innovation Partners, delivering even more helpful tools, such as ID and proximity card systems for larger office environments.
- **Genuine Xerox® Supplies.** Using genuine Xerox® Toner in your multifunction printer will ensure that prints are delivered with consistent quality and keep your device running at optimal level and free from damage by inferior third-party supplies. Testing conducted by independent printer evaluation laboratories proved genuine Xerox® Supplies are more reliable and deliver up to 27% higher page yields than aftermarket alternatives. When non-Xerox supplies are detected by the device, a warning screen will appear informing the customer that genuine Xerox® Supplies were not detected.
- **Remote Services Upgrade.** Using this feature, administrators can perform firmware upgrades to multifunction printers from a central location, rather than traveling to the actual site of the device.
- **Remote Service Functionality.** Users can perform troubleshooting and diagnostics right from their computer, eliminating multiple trips to the multifunction printer. Troubleshooting hints and tips are also provided to the user, right at the device UI, keeping the device up and running without additional trips.
- **Front of device access.** Customer replaceable toner cartridges are especially easy to replace on VersaLink devices. No need to rotate or move the device when performing routine maintenance tasks.



### CUSTOMER REPLACEABLE UNITS.

We engineered our VersaLink Multifunction Printers with a simplified design so you can stay up and running. Easily and quickly replace components, such as the toner cartridges, drums, and waste toner bottles.

- **ENERGY STAR® qualified.** VersaLink Multifunction Printers meet the stringent ENERGY STAR requirements for energy use and the EPEAT® Gold environmental rating system.
- **Energy management.** With Cisco EnergyWise®, enabled by Xerox® Power MIB (Management Information Base), you can control, manage, and report your device's power consumption information, and set optimal power states and timeout intervals.
- **Certifications and sustainability.** At Xerox, we work to ensure that our products meet or exceed standards so that Xerox® Devices are engineered in an environmentally smart and sustainable way. Learn more by visiting [www.xerox.com/environment](http://www.xerox.com/environment).



# Intuitive User Experience

## (CONTINUED)

- **Booklet Layout.** Booklet Layout automatically scales and reorients pages of a print job to create a booklet. Print jobs can be printed onto different paper sizes, with margins adjusted and page borders added. Additionally, spacing can be adjusted to allow for folding and stapling as well as the reading order of pages within the job.
- **Print Around.** Print Around is an automatically enabled feature that eliminates print bottlenecks and directs print job flow. If a job needs resources, (such as mismatched media type, color, or size), other print jobs will go around the held job. This keeps jobs moving when there is an issue with one print job.
- **LAN Fax.** Use this feature to send faxes directly from your PC without printing the document or going to your VersaLink Multifunction Printer. Through the driver for the multifunction printer, you can send a document via fax to other fax machines. This feature requires the installation of Walk-up Fax.
- **Fax Forward to Email.** When sending and/or receiving faxes, this feature allows a copy of the fax to be forwarded to an email address; enabling archiving as well as saving paper retrieval and distribution time.
- **Print from and Scan to USB.** Conveniently print your document directly from your USB device or scan your document directly to it, right from the main screen of the user interface.
- **Saved Job.** The Saved Job feature is the perfect solution for files that need to be printed on a regular basis. These documents are stored on the printer or MFP and can be reprinted on demand from the front panel.
- **Digitize your current paper-based workflows.** VersaLink Multifunction Printers can scan documents to create text-searchable PDFs and single and multi-page PDFs for easy archiving, organizing, and searching. This is made possible with built-in optical character recognition (OCR), a critical component in digitizing any paper-based workflow.
- **TWAIN scanning push and pull.** This feature further simplifies network TWAIN scanning by allowing users to pull the scan back to their PC without the need for a password.
- **Scan and Fax Preview.** With VersaLink MFPs, users can ensure accuracy by previewing the scanned file before sending it. This feature also allows users to rotate pages, as well as add additional pages to the scan or fax prior to sending.
- **Annotation.** Annotation allows users to add Page Numbers, Comments, or Dates onto copies. Annotation also supports Bates Stamping, allowing the placement of identifying numbers commonly used in the legal and medical fields of copied documents.
- **Bi-directional Real-time Status.** Bi-directional communication between the printer or multifunction printer and computer provides real-time notification on the status of jobs, paper trays, and other supplies. Users stay more productive as there's no need to be in front of the device. Bi-directional communication will also auto-configure the printer driver, providing access to installable options (additional trays, finishing, etc)—there is no need for users to manually configure printer drivers.
- **Concurrent wired and wireless support.** VersaLink devices support both an Ethernet connection and a Wi-Fi® connection (via an optional wireless network adapter) at the same time. VersaLink MFPs can then be discovered via Apple® AirPrint™ or Mopria® Print Service, even when connected to the wired network. This also allows you to make the printer or MFP available to guest users via Wi-Fi Direct®, even when your guests are not connected to your wireless network.
- **Earth Smart printing.** Our innovative Earth Smart feature in our print drivers allows you to reduce costs while choosing the most environmentally sensitive options for your print jobs.

## INSTALLATION

With Xerox® VersaLink®, you're ready to go—hassle-free—right out of the box, even in environments with little-to-no IT support.

- **Initial Install Wizard.** Installation is easy with the initial install wizard that provides step-by-step instructions and configuration options right from the user interface. This wizard guides users through settings from basic to advanced settings.
- **Remote Control Panel.** IT administrators and other authorized users can control the device remotely from a web page on any device, enabling faster, more convenient technical support and user training. The Remote Control Panel user experience is identical to performing tasks directly at the device.

# Intuitive User Experience

## (CONTINUED)

- **Customer Replaceable Units.**

We engineered our VersaLink MFPs with a simplified design so you can stay up and running. Easily and quickly replace components, such as the imaging drum or toner cartridge.

- **Driver deployment.** Print and scan drivers can be deployed centrally, eliminating the need for IT staff to perform desk-to-desk manual installation of the driver software. In many cases, existing Xerox® Drivers on your network can work with your new hardware, potentially saving the step of updating your driver software. Xerox Smart Start Software provides a guided installation experience, freeing up your IT staff for more pressing projects. The Xerox® Global Print Driver® supports both non-Xerox and Xerox® Devices on the network, eliminating the need for other print drivers and saving hours of downtime.

- **Configure once, apply fleet wide.**

Device configurations can be cloned and distributed to all similar devices on your network, eliminating the need to configure and manage each individually. Cloning can be completed using several different methods. Users can utilize the Xerox® Embedded Web Server. There are also a variety of managed print services tools for customers enrolled in a managed service program.

- **Xerox® Embedded Web Server.** Allows networked users to connect to their printer or multifunction printer via any standard web browser to install print drivers, monitor printer status, view the print job queue, manage settings and properties, and access troubleshooting and support resources.

- **Xerox® CentreWare Web Software.**

This free, device management solution for IT makes it easy to install, configure, manage, monitor, and pull reports from networked and multifunction printers throughout an enterprise, regardless of the manufacturer.

- **A help desk at your fingertips.** Get quick, easy, step-by-step troubleshooting assistance with embedded help videos right on the user interface.

- **Xerox® Remote Print Services.**

Customers enrolling or participating in one of our metered or managed print service programs get the added benefit of Automated Supplies Replenishment (ASR). Save time with our suite of remote services, and let us manage your devices for you. This includes:

- **Automated Meter Readings (AMR).**

Automates the process of collecting and submitting meter reads for tracking and billing of Xerox® Device usage. Eliminates the need for time-consuming end-user involvement and ensures that meter reads are submitted to Xerox on time.

- **Automatic Supplies Replenishment**

**(ASR).** Automatically orders supplies for output devices from Xerox based on actual usage, eliminating the need to manually manage supplies inventory.

- **On-demand reset to factory defaults.**

To ensure the security of your data, VersaLink devices can be fully reset back to a factory state.

- **Personal Favorites.** Personal Favorites allows each user to create and quickly access their favorite contacts from the unified address book. No need to browse through multiple contacts, favorites are front and center!

- **Intelligent Search.** This feature allows users to type in the first few letters of a contact's name and then the device will suggest contacts which meet similar search criteria.

- **Jobs service.** Easily manage jobs and view their status from the Xerox® Embedded Web Server, print driver, or device front panel. Our clear graphical interfaces provide for easy, intuitive interaction with the printer or MFP.

- **Application defaults.** Adjust settings for specific applications, such as always printing Microsoft® PowerPoint® files 2-up and in black-and-white.

- **User Permissions.** With User Permissions, you can restrict access to print features by user, group, time of day, and application. To limit color printing, you simply select a rule that makes all Microsoft® Outlook® emails automatically print in black-and-white and in duplex mode.

- **Feature Access Control.** This feature allows administrators to control costs by limiting features to certain users and makes it easier for those users to see only the services they use.

- **Print User ID in the print margin.** With this feature, user information is printed in the margin of the first page to quickly help users identify which pages are theirs, as well as eliminating costly and wasteful banner pages.

# Mobile and Cloud Ready

Mobile-ready and cloud-connected. The office of the future is here today.

Xerox® VersaLink® Multifunction Printers enable the advanced connectivity mobile workforces need to collaborate, share, and process the documents and information that keep your business running.

- **Apple® AirPrint™.** With AirPrint, you can print emails, photos, and important office documents directly from your favorite Apple devices, including iPhone®, iPad® and your Mac®. Additionally, Mac users can scan via AirPrint. With AirPrint, your iPhone, iPad, or Mac automatically locates and connects to the AirPrint-enabled device over your Wi-Fi® and/or Ethernet network. For enhanced security and controllable printing, Apple AirPrint offers accounting support as well as IPP attributes, which enables more complicated finishing options and print settings, such as two-sided printing, page range, quantity, and color or black-and-white.
- **Bluetooth with iBeacon.** A convenient and simple way for Apple users to discover and connect with a nearby AltaLink® that is enabled with the optional Bluetooth adapter and then submit their print jobs via AirPrint.
- **Mopria® Print Service.** This allows Android™ device users to easily and wirelessly discover and print to Mopria® certified non-Xerox and Xerox® Printers without installing drivers or downloading additional apps or software. As a founding member of the Mopria Alliance, Xerox continues to shape innovation in the mobile printing arena and ensures that both our current and future technologies are keeping up with the ever-evolving mobile landscape.
- **Mobile Print Solution.** We offer many options that enable secure, accurate printing from most mobile devices to any printer or MFP, regardless of brand, making it easy to print Microsoft® PowerPoint®, Word, and other standard files from wireless and mobile devices. Our IT-friendly optional capabilities include PIN code access and multiple mobile operating systems. Whether off-site or on-site, learn why we are the only choice for today's mobile professionals by visiting [www.xerox.com/MobilePrinting](http://www.xerox.com/MobilePrinting).
- **Xerox® Workplace Solutions.** The complete software platform for authentication, security, cost control, and mobility.
  - Xerox® Workplace Suite provides on-premise, server-based print management and mobile access for your printer fleet. Ideal for organizations with higher data control requirements, it offers mobile productivity, benchmark security, convenience, and usage insights to reduce costs and get more done. Learn more at [www.xerox.com/WorkplaceSuite](http://www.xerox.com/WorkplaceSuite).
  - Xerox® Workplace Cloud delivers authentication, print management, remote management, cost control, and mobility workflows. It is ideal for customers that want to reduce local network infrastructure and manage printers across multiple locations and networks. It is easy to set up and use, and because it is hosted in the cloud, all updates and patches are managed by Xerox. Learn more at [www.xerox.com/WorkplaceCloud](http://www.xerox.com/WorkplaceCloud).
- **Xerox® @PrintByXerox App.** This is available as a free app on your VersaLink device. Users send print jobs via email and then release the jobs at any ConnectKey® Technology-enabled printer via the @PrintByXerox App. It's simple, convenient, and secure.
- **Wi-Fi Network Adapter (Dual Band Wireless Kit).** With this optional hardware, you can easily set up and place your VersaLink MFP anywhere you need it without costly additional network reconfiguration and wiring.
- **Wi-Fi Direct®.** This ensures that you can print to VersaLink Multifunction Printers from your mobile device, without having to connect to a network. Adding the optional Dual Band Wireless Kit enables this connection and allows for both an Ethernet connection and Wi-Fi Direct connection to be enabled at the same time.
- **Xerox® Print Service Plug-in for Android™.** After downloading this free plug-in from the Google Play™ Store, you can easily print photos, web pages, and documents when your mobile device is connected to VersaLink Multifunction Printers using a wireless network. Robust printing options include color or black-and-white printing, number of copies, paper orientation, two-sided printing, stapling, Secure Print/Secure Code Release, and more.
- **Print from and Scan to Cloud.** Users can add optional Cloud Connector apps from the App Gallery, such as Box®, Dropbox™, Microsoft® OneDrive®, and Google Drive™ online storage service so they can easily print from and scan to the locations they use every day.
- **Xerox® Connect for DocuShare® Go.** Directly connect securely to DocuShare® Go accounts. Easily navigate to find documents to print or folders to scan in to. Preview files before submitting for print or scan, helping to avoid wasted prints or incorrect scans being sent. Supports Single Sign On convenience authentication when paired with Xerox® Workplace Solutions.
- **Xerox® Quick Link App.** This app takes away the headache of finding the right print driver. Simply send an email from the Xerox® Quick Link App at the VersaLink UI and download the driver from a link. Mobile devices scan the QR code and they are ready to print. It's that simple.



# Comprehensive Security

Security is a top priority for every business. Xerox® ConnectKey® Technology on VersaLink® Multifunction Printers exceeds industry standards for security features and technologies. So you can proactively deal with security threats and work with total peace of mind.

## HOLISTIC, PROACTIVE PROTECTION FOR YOUR PRINTER

Xerox offers a comprehensive set of security features to keep your printers and data safe. We secure every part of the data chain, including print, copy, scan, fax, file downloads, and system software. There are four key aspects to our multi-layered approach.

### Prevent

A comprehensive set of capabilities helps you control who can access key printer features. User authentication restricts use to authorized staff. Role-based access control ensures team members only see what they need to. Every action is logged for a full audit trail.

### Detect

In the unlikely event that an attack gets through your network defenses, an array of built-in security features stand at the ready. Firmware verification will ensure only authentic Xerox® Firmware is loaded. Trellix® Whitelisting technology automatically prevents malware from altering the firmware code. Integration with Cisco® Identity Services Engine (ISE) auto-detects Xerox® Devices on the network for security policy implementation.

### Protect

Our security solutions also protect your printed and scanned documents from unauthorized or accidental disclosure or modification. PIN code and card release systems keep print outputs secure. And digitally signed, encrypted, and password-protected files keep scanned information out of the wrong hands. You can also lock email fields to limit scan destinations to authorized addresses only.

Your stored information on the hard drive also benefits from the strongest commercially available AES 256-bit encryption.

### External Partnerships

We work with compliance testing organizations and security industry leaders such as Trellix® and Cisco to wrap their overarching standards and know-how around ours.

For third-party independent proof that we achieve top levels of compliance, certification bodies like Common Criteria (ISO/IEC 15408) and FIPS 140-2 measure our performance against international standards.

They recognize us for our comprehensive approach to printer security.

- **Trellix® Whitelisting.** VersaLink® 7100 Series Multifunction Printers are protected by Trellix® Embedded Control whitelisting technology. Trellix® whitelisting technology ensures only safe, pre-approved files or functions are executed on your VersaLink printer. All unauthorized changes to the firmware are rejected, so there's no need to manually update software levels against new security threats.
- **Cisco® Identity Services Engine (ISE) Integration.** Centrally manage and deploy printer security policies. Our partnership with Cisco provides greater print device detection capabilities, resulting in finer-grain security policy enforcement. Xerox® Devices are automatically recognized and classified by Cisco ISE, permitting network access control and reduction of overhead by eliminating the manual entry of printer attributes. Our profiling of printers with

## A COMPREHENSIVE APPROACH TO SECURITY



**Prevent**  
unauthorized access



**Detect**  
suspicious or malicious behavior



**Protect**  
data and documents



**External Partnerships**  
through integrations, industry standards, and certifications

Cisco ISE thwarts spoofing attempts by saboteurs to gain unfettered access to sensitive systems. Print device integration with Cisco ISE provides an operationally efficient approach to meeting security policy objectives.



\*Trellix formerly known as McAfee. Device firmware will reflect Trellix brand change in future software release.

# Comprehensive Security

## (CONTINUED)

- **Stay compliant with regulations.** Our devices comply with the latest security standards, including the Federal Information Processing Standard (FIPS) 140-2, Department of Defense (DoD) Security standards and undergo the full-system Common Criteria (undergoing evaluation) certification process. Controls are available to match your security needs and conform to any standards across industries, government, finance, and healthcare.
- **Password-protected PDF.** Users have the option to encrypt PDF files with a password when using the Scan to Email service on VersaLink MFPs. This technology provides protection outside of your firewall, securing data in an unsecure environment using industry-standard protocols such as Secure PDF.
- **Secure Print with print queue deletion.** With this feature, users are required to enter a passcode at the device to release a job or can delete jobs from their queue. That means fewer documents are unnecessarily printed and left at the device.
- **Audit Logs.** Track access and activity by document, user, and function. The Audit Log is disabled by default; it can be enabled and disabled in the Embedded Web Server.
- **Hard Disk encryption.** This feature effectively safeguards your data from unauthorized access while it's being processed, transmitted, or stored in the printer or multifunction printer.
- **Protect your information.** With Immediate Image Overwrite, VersaLink MFPs equipped with a hard disk drive (HDD) can automatically erase image data from the device after each job.
- **Secure Email with TLS 1.3.** Securely scan and send email to third-party mail service providers with Transport Layer Security (TLS).
- **Simultaneous HTTP/HTTPS with Self-signed Certificates.** Support for simultaneous HTTP/HTTPS connections allows HTTP and HTTPS connections, services and functions. Communications that depend on and require HTTPS functionality will also work seamlessly without the need to first enable HTTPS and configure certificates, eliminating complicated manual setup and configuration.
- **Role-based permissions.** Assign different levels of access to users in environments where administrator-level security isn't necessary.
- **Prevent attacks.** VersaLink devices give administrators the ability to set lockout limits for users logging in. For example, if the administrator sets a limit of three attempts and all three fail, that user will be locked out for a set period of time. This prevents automated dictionary-style attacks to gain access.
- **Common Access Card Support (CAC/PIV).** This ensures secure printing using Common Access Card (CAC)/ Personal Identity Verification (PIV) card technologies and attaches the print-job sender's identity certificate to the print job. At the device, the user must authenticate with the user's CAC/PIV card before releasing the job.
- **Card-based authentication.** Devices can be upgraded with optional card-based authentication technologies that enable users to log into the device using a proximity card, student ID, or security card, providing a secure method of authentication, tracking usage, and billing.
- **Trusted Platform Module (TPM).** The TPM is used to securely hold the product storage encryption key, which protects the device during initial boot. It also provides ongoing encryption of the device's various storage media.
- **SIEM Support.** VersaLink® MFPs integrate with the most popular SIEM tools and share security event information (via Xerox Device Manager\*) with them for effective threat analysis and management.
- **Xerox® Workplace Suite/Cloud\*.** This scalable and modular solution offers the flexibility you need to keep control of your devices, regardless of size, boosting your productivity and reducing cost. Xerox® Workplace Solutions provide authentication with access control, print management, content security, and a comprehensive mobile print solution.

\*Managed Print Services required to install Xerox Device Manager.

\*Xerox enables ultimate customer flexibility by offering these capabilities in both an on-premise server version and a cloud-based version of this solution.

# Enables Managed Print Services

Your VersaLink® Multifunction Printers built on Xerox® ConnectKey® Technology, make Managed Print Services easier to implement and manage. With the right mix of technology, apps, and services, you'll save money on your print infrastructure, increase employee productivity, reduce security concerns, and create a high-performing work environment.

## **Secure Devices, Data, and Documents.**

The Managed Print Services security framework consists of four core components: Devices, Device Management, Documents, and Content/Data.

ConnectKey® Technology-enabled printers come with vital security features – right out of the box. They provide data to our device management tools so we can monitor the system, ensuring the infrastructure is always secure. The data collected fuels powerful security analytics that can identify and mitigate risks before they become a problem.

Secure cloud authentication, strict external certifications, and data security features such as file and disk encryption, image overwrite, and whitelisting bring the peace of mind that comes with knowing that your printers and data are secure.

## **Optimized, Cost-efficient Print Infrastructure.**

With Managed Print Services, we assess the print infrastructure to understand who is printing, and where. Utilizing analytics from the assessment, we can create an optimized print infrastructure consisting of ConnectKey-enabled Printers. These devices are designed to work with the remote, cloud device monitoring tool set. This makes it easy to implement and manage print infrastructure, both for company and home offices. Integrated built-in tools link to systems that measure usage, calculate the billing status, and offer meter reads for easier fleet management, help desk support, and incident management administration.

The range of ConnectKey-enabled devices enables us to put the right technology and the right applications in the right places. There is no need to put a more expensive MFP in place because the same apps run on all ConnectKey® Technology-enabled devices.

We can tailor the apps to your specific needs without buying extra capacity or features.

The Xerox® Support Assistant App provides instant on-device guidance. Print governance and workflows are available to ensure consistency across your workforce, regardless of how distributed it is.

## **Improved Employee Productivity.**

Managed Print Services connects people and data, enabling mobile employees to work, collaborate, and print from anywhere. MPS Analytics help identify laborious, paper-based document processes that can benefit from digital transformation. User-friendly ConnectKey® Apps can be used to transform documents to digital formats, enable mobile printing, connect to cloud repositories, or provide an on-ramp to existing business processes. User interfaces on ConnectKey® Printers are easy to use, consistent, and adaptable to user or organizational preferences. Together, these features offer your employees improved productivity and satisfaction with their technology.

## **Support Right from Your Mobile Phone.**

The Xerox® Easy Assist App simplifies installation, monitoring, and management of your MFP – all from your mobile phone. It assists with the installation of the latest driver software for your MFP on your computer, provides real-time monitoring of printer status, and delivers easy access to self-support services.



# Gateway to New Possibilities

Multifunction printers built on Xerox® ConnectKey® Technology are more than machines. They're agile digital workplace assistants. Right out of the box, they go beyond ordinary functions to completely transform the way you work.

- **Xerox Extensible Interface Platform®.**

Our VersaLink Multifunction Printers come equipped with an open platform that is customizable to fit your work environment and needs. This key unlocks your ability to simplify everyday tasks that make the MFP easier to use and allows it to run third-party solutions, enabling an even more tailored workflow.

- **Xerox® ConnectKey® Apps and Xerox App Gallery.** With the touch of a button, you can access our App Gallery via a web browser or the printer app. You'll have easy access to a growing number of apps that can improve the business processes you rely on. The App Gallery e-commerce platform allows visitors to try any chargeable apps before making a purchasing decision.

The power of these apps is that they reduce steps, improve accuracy, and speed up collaboration – especially for tedious and repetitive tasks. For more information, go to [www.xerox.com/AppGallery](http://www.xerox.com/AppGallery) to learn how you can expand the capabilities of your MFP and work in new ways with dedicated apps for business, education, healthcare<sup>1</sup>, legal, and more.

- **Xerox® MFP Workflow App Customization Service.** This extends ConnectKey® Technology capabilities by creating highly targeted workflows that aren't available through off-the-shelf software. The Xerox Solutions Team or approved resellers will work with customers to design the exact process workflow needed on ConnectKey® Technology-enabled Devices.

- **Xerox® Workflow Central Platform.**

Simplify, automate, and improve your everyday work processes with the convenience of a single platform. Xerox® Workflow Central Platform, a cloud-based solution, takes the guesswork out of converting physical and digital files into usable formats and easily transforms documents instantly from any device, including PCs, tablets, mobile devices, and MFPs.

**For example:**



Translate to/from over 40 different languages



Turn handwriting into legible, editable and shareable text



Change documents into audio files for easy listening whenever, wherever



Automatically redact Personal Identifiable Information using set words or phrases



Convert PDF or image files to popular Microsoft formats for shareability with a wider audience



<sup>1</sup> Xerox® Healthcare MFP is available in the U.S. only

# Xerox® VersaLink® C7120/C7125/C7130 Color Multifunction Printer

ConnectKey®  
Technology

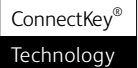
DEVICE SPECIFICATIONS		VersaLink C7120	VersaLink C7125	VersaLink C7130
Speed <sup>1</sup>		Up to 20 ppm	Up to 25 ppm	Up to 30 ppm
Monthly Duty Cycle <sup>2</sup>		Up to 87,000 pages	Up to 107,000 pages	Up to 129,000 pages
Hard Drive/Processor/Memory		320 GB HDD <sup>3</sup> /1.05 GHz Dual core/4 GB Memory		
Connectivity		Ethernet 10/100/1000 Base-T, High-speed USB 3.0, Wi-Fi® and Wi-Fi Direct® with optional Wi-Fi Kit, NFC Tap-to-Pair		
Controller Features		Unified Address Book, Configuration Cloning, Scan Preview, Xerox Extensible Interface Platform®, Xerox® App Gallery App, Xerox® Standard Accounting Tool, Role Based Permissions, Convenience Authentication Enabled, Online Support		
Copy and Print	Resolution	Copy: Up to 600 x 600 dpi; Print: Up to 1200 x 2400 dpi		
First-copy-out Time (as fast as)		As fast as 8.1 seconds color/ As fast as 5.7 seconds black-and-white	As fast as 8.1 seconds color/ As fast as 5.7 seconds black-and-white	As fast as 6.7 seconds color/ As fast as 4.4 seconds black-and-white
First-print-out Time (as fast as)		As fast as 8.8 seconds color/ As fast as 6.9 seconds black-and-white	As fast as 8.8 seconds color/ As fast as 6.7 seconds black-and-white	As fast as 7.0 seconds color/ As fast as 5.4 seconds black-and-white
Page Description Languages		PCL® 5e/PCL 6/PDF/XPS/TIFF/JPEG/HP-GL/optional Adobe® PostScript® 3™		
Paper Input <sup>4</sup>	Standard	Single-Pass Duplex Automatic Document Feeder (DADF): 130 sheets; Speed: up to 80 ipm; Custom sizes: 1.93 x 3.35 in to 11.69 x 17 in/49 x 85 mm to 297 x 431.8 mm		
		Bypass Tray: 100 sheets; Custom sizes: 3.5 x 3.87 in to 11.69 x 17 in/88.9 x 98.4 mm to 297 x 431.8 mm		
		Tray 1: 520 sheets; Custom sizes: 5.5 x 7.17 in to 11.69 x 17 in/139.7 x 182 mm to 297 x 431.8 mm		
	Choose One	Single Tray Module: 520 sheets; Custom sizes: 5.5 x 7.17 in to 11.69 x 17 in/139.7 x 182 mm to 297 x 431.8 mm Single Tray with Stand Module: 520 sheets; Custom sizes: 5.5 x 7.17 in to 11.69 x 17 in/139.7 x 182 mm to 297 x 431.8 mm Three Tray Module (1,560 sheets): 520 sheets each; Custom sizes: 5.5 x 7.17 in to 11.69 x 17 in/139.7 x 182 mm to 297 x 431.8 mm Tandem Tray Module (2,520 sheets): Tray 2: 520 sheets; Custom sizes: 5.5 x 7.17 in to 11.69 x 17 in/139.7 x 182 mm to 297 x 431.8 mm; Tray 3: 870 sheets; Standard sizes: 8.5 x 11 in and 7.25 x 10.5 in/A4 or B5; Tray 4: 1,130 sheets; Standard sizes: 8.5 x 11 in and 7.25 x 10.5 in/A4 or B5		
	Optional	Envelope Tray: Up to 60 envelopes: #10 commercial, Monarch, DL, C5; Custom sizes: 3.9 x 5.8 in to 6.4 x 9.5 in/98 x 148 mm to 162 x 241 mm High-Capacity Feeder (HCF): 2,000 sheets; Standard sizes: 8.5 x 11 in and 7.25 x 10.5 in/A4 or B5		
Paper Output/ Finishing <sup>4</sup>	Standard	500-sheet Center Tray		
	Optional	Dual Off-set Catch Trays <sup>2</sup> : 250 sheets each; Lower tray offsets Integrated Office Finisher: 500-sheet stacker, 50 sheets stapled, dual position stapling Office Finisher: 2,000-sheet stacker, 50 sheets stapled, 3-position stapling, optional hole-punch, optional booklet maker (score, saddle stitch) Convenience Stapler and Work Surface: Staples 50 sheets		
INTUITIVE USER EXPERIENCE				
Customize		Customize user interface, show/hide functions, personalize user experience with authentication, create 1-Touch Apps		
Print Drivers		Job Identification, Bi-directional Status, Job Monitoring, Xerox® Global Print Driver®, Application Defaults, Xerox® Pull Print Driver		
Xerox® Embedded Web Server		PC or Mobile — Status Information, Settings, Device Management, Cloning, Remote Control Panel		
Print Features		Print from USB, Sample Set, Saved Job, Booklet Creation, Store and Recall Driver Settings, Scaling, Job Monitoring, Application Control, Two-sided Printing, Draft Mode; Optional: Print From Cloud Repositories (Dropbox, OneDrive, and Google Drive) via optional apps		
Scan and Fax		Scan Preview, Scan to USB/Email/Network (FTP/SFTP/SMB), Scan File Formats: PDF, PDF/A, JPG, TIFF; Convenience Features: Scan to Home, Searchable PDF, Single/Multi-page PDF/TIFF, Password-protected PDF; Fax Features: Walk-up Fax (one-line or three-line options available, includes LAN Fax, Direct Fax, Fax Forward to Email), Fax dialing, Unified Address Book, Optical Character Recognition (OCR), Server Fax, TWAIN driver (scan); Optional: Scan To Cloud Repositories (Dropbox, OneDrive, and Google Drive)		
MOBILE AND CLOUD READY				
Mobile Connectivity		Near Field Communication (NFC); Optional: Wi-Fi Direct, Wi-Fi (802.11 b/g/n/ac); AirPrint™ (iOS) including iBeacon (Bluetooth)		
Mobile Printing		Mopria® Print Service, Apple AirPrint™, Xerox® Print Service (Android), Xerox® @PrintByXerox App; Optional: Xerox® Workplace Mobile App (iOS/Android)		
Mobile Scanning		Mopria® Scan, Apple AirPrint™; Optional: Xerox® Workplace Mobile App (iOS/Android)		
Cloud Ready		Remote services enabled; Optional: direct connection to cloud hosted services via optional apps (accessed via Xerox App Gallery app or visit <a href="http://xerox.com/AppGallery">xerox.com/AppGallery</a> )		
COMPREHENSIVE SECURITY				
Network Security		802.1x, IPsec, HTTPS, SFTP and Encrypted Email, Trellix® Enterprise Security Manager <sup>5</sup> , LogRhythm SIEM <sup>5</sup> , Splunk SIEM <sup>5</sup> , Network Authentication, SNMPv3, SHA-256 Hash Message Authentication, TLS 1.1/1.2/1.3, Security Certificates utilizing ECDSA, Automatic Self-signed Certificate, Cisco® Identity Services Engine (ISE) integration, Local Authentication (Internal Database), FIPS 140-2		
Device Access		User Access and Internal Firewall, Port/IP/Domain Filtering, Audit Log, Access Controls, User Permissions, TPM; Optional: Smart Card Enablement Kit (CAC/PIV/NET/SIPRNet) <sup>6</sup> , Xerox® Integrated RFID Card Reader, NFC standard (authentication via optional Xerox® Workplace Cloud/Suite Print Management and Content Security; learn more at <a href="http://xerox.com/WorkplaceSolutions">xerox.com/WorkplaceSolutions</a> )		
Data Protection		Trellix® Embedded Control Whitelisting, Firmware Verification, Job Level Encryption via HTTPS and Drivers, Encrypted and Signed Email; Encrypted Hard Disk (AES 256-bit, FIPS 140-2) with Image Overwrite; Optional: Xerox Workplace Cloud/Suite Content Security, Trellix® Integrity Control		
Document Security		Under evaluation Common Criteria Certification (ISO 15408) full system against the HCD PP, Encrypted Secure Print, FIPS 140-2 Encrypted Data with Print Drivers		
ENABLES MANAGED PRINT SERVICES				
Print Management		Xerox® Standard Accounting; Optional: Xerox Workplace Suite/Cloud, Xerox® Virtual Print Management Service, more at <a href="http://xerox.com/PrintManagement">xerox.com/PrintManagement</a>		
Fleet/Device Management		Xerox® CentreWare® Web, Xerox® Support Assistant, Automated Meter Read, Xerox® Cloud Fleet Management Solution, Configuration Cloning; Xerox® Easy Assist App; Optional: Managed Print Services Suite, Cloud-based remote management with Xerox Workplace Cloud <sup>6</sup>		
Security		Secure Device Management: Xerox® Printer Security Audit Service (auto-configuration of security settings, monitoring, and auto-remediation), Digital Certificate Management, SIEM Reporting, Interactive Dashboard Reports		
GATEWAY TO NEW POSSIBILITIES				
Xerox and Partner Apps		Automate everyday processes with apps that translate, redact, convert text to audio or handwritten notes to text files, and paper documents to Microsoft applications, all from a single cloud-based platform. Or visit <a href="http://xerox.com/WorkplaceApps">xerox.com/WorkplaceApps</a> to find apps by industry or workflow		
Software and Solutions		Xerox DocuShare ( <a href="http://xerox.com/ecm">xerox.com/ecm</a> ), XMPie ( <a href="http://xerox.com/XMPie">xerox.com/XMPie</a> ), Xerox Workplace Solutions ( <a href="http://xerox.com/WorkplaceSolutions">xerox.com/WorkplaceSolutions</a> ), Xerox WorkFlow Central Platform		

<sup>1</sup>Declared print speed in accordance with ISO/IEC 24734. <sup>2</sup>Maximum volume capacity expected in any one month. Not expected to be sustained on a regular basis. <sup>3</sup>HDD and Dual Off-set Catch Trays are optional on Desktop model. <sup>4</sup>Paper capacities are based on 20 lb/75 gsm stock; capacities will vary with different weight stocks. <sup>5</sup>SIEM support with Xerox® Device Manager. <sup>6</sup>Not available in all markets.

\*Trellix formerly known as McAfee. Device firmware will reflect Trellix brand change in future software release. Certifications: [xerox.com/OfficeCertifications](http://xerox.com/OfficeCertifications)



# Xerox® VersaLink® B7125/B7130/B7135 Multifunction Printer



DEVICE SPECIFICATIONS		VersaLink B7125	VersaLink B7130	VersaLink B7135
Speed <sup>1</sup>		Up to 25 ppm	Up to 30 ppm	Up to 35 ppm
Monthly Duty Cycle <sup>2</sup>		Up to 107,000 pages	Up to 129,000 pages	Up to 153,000 pages
Hard Drive/Processor/Memory		320 GB HDD <sup>3</sup> /1.05 GHz Dual core/4 GB Memory		
Connectivity		Ethernet 10/100/1000 Base-T, High-speed USB 3.0, Wi-Fi® and Wi-Fi Direct® with optional Wi-Fi Kit, NFC Tap-to-Pair		
Controller Features		Unified Address Book, Configuration Cloning, Scan Preview, Xerox Extensible Interface Platform®, Xerox® App Gallery App, Xerox® Standard Accounting Tool, Role Based Permissions, Convenience Authentication Enabled, Online Support		
<b>Copy and Print</b>	Resolution	<b>Copy:</b> Up to 600 x 600 dpi; <b>Print:</b> Up to 1200 x 1200 dpi		
First-copy-out Time (as fast as)		As fast as 5.8 seconds black-and-white	As fast as 4.3 seconds black-and-white	As fast as 4.3 seconds black-and-white
First-print-out Time (as fast as)		As fast as 6.2 seconds black-and-white	As fast as 5.2 seconds black-and-white	As fast as 4.8 seconds black-and-white
Page Description Languages		PCL® 5e/PCL 6/PDF/XPS/TIFF/JPEG/HP-GL/optional Adobe® PostScript® 3™		
<b>Paper Input<sup>4</sup></b>	Standard	<b>Single-Pass Duplex Automatic Document Feeder (DADF):</b> 130 sheets; Speed: up to 80 ipm; Custom sizes: 1.93 x 3.35 in to 11.69 x 17 in/49 x 85 mm to 297 x 431.8 mm		
		<b>Bypass Tray:</b> 100 sheets; Custom sizes: 3.5 x 3.87 in to 11.69 x 17 in/88.9 x 98.4 mm to 297 x 431.8 mm		
		<b>Tray 1:</b> 520 sheets; Custom sizes: 5.5 x 7.17 in to 11.69 x 17 in/139.7 x 182 mm to 297 x 431.8 mm		
	Choose One	<b>Single Tray Module:</b> 520 sheets; Custom sizes: 5.5 x 7.17 in to 11.69 x 17 in/139.7 x 182 mm to 297 x 431.8 mm <b>Single Tray with Stand Module:</b> 520 sheets; Custom sizes: 5.5 x 7.17 in to 11.69 x 17 in/139.7 x 182 mm to 297 x 431.8 mm <b>Three Tray Module</b> (1,560 sheets): 520 sheets each; Custom sizes: 5.5 x 7.17 in to 11.69 x 17 in/139.7 x 182 mm to 297 x 431.8 mm <b>Tandem Tray Module</b> (2,520 sheets): Tray 2: 520 sheets; Custom sizes: 5.5 x 7.17 in to 11.69 x 17 in/139.7 x 182 mm to 297 x 431.8 mm; Tray 3: 870 sheets; Standard sizes: 8.5 x 11 in and 7.25 x 10.5 in/A4 or B5; Tray 4: 1,130 sheets; Standard sizes: 8.5 x 11 in and 7.25 x 10.5 in/A4 or B5		
	Optional	<b>Envelope Tray:</b> Up to 60 envelopes: #10 commercial, Monarch, DL, C5; Custom sizes: 3.9 x 5.8 in to 6.4 x 9.5 in/98 x 148 mm to 162 x 241 mm <b>High-Capacity Feeder (HCF):</b> 2,000 sheets; Standard sizes: 8.5 x 11 in and 7.25 x 10.5 in/A4 or B5		
<b>Paper Output/Finishing<sup>4</sup></b>	Standard	<b>500-sheet Center Tray</b>		
	Optional	<b>Dual Off-set Catch Trays<sup>3</sup>:</b> 250 sheets each; Lower tray offsets <b>Integrated Office Finisher:</b> 500-sheet stacker, 50 sheets stapled, dual position stapling <b>Office Finisher:</b> 2,000-sheet stacker, 50 sheets stapled, 3-position stapling, optional hole-punch, optional booklet maker (score, saddle stitch) <b>Convenience Stapler and Work Surface:</b> Staples 50 sheets		
<b>INTUITIVE USER EXPERIENCE</b>				
Customize		Customize user interface, show/hide functions, personalize user experience with authentication, create 1-Touch Apps		
Print Drivers		Job Identification, Bi-directional Status, Job Monitoring, Xerox® Global Print Driver®, Application Defaults, Xerox® Pull Print Driver		
Xerox® Embedded Web Server		PC or Mobile — Status Information, Settings, Device Management, Cloning, Remote Control Panel		
Print Features		Print from USB, Sample Set, Saved Job, Booklet Creation, Store and Recall Driver Settings, Scaling, Job Monitoring, Application Control, Two-sided Printing, Draft Mode; <b>Optional:</b> Print From Cloud Repositories (Dropbox, OneDrive, and Google Drive) via optional apps		
Scan and Fax		Scan Preview, Scan to USB/Email/Network (FTP/SFTP/SMB), Scan File Formats: PDF, PDF/A, JPG, TIFF; Convenience Features: Scan to Home, Searchable PDF, Single/Multi-page PDF/TIFF, Password-protected PDF; Fax Features: Walk-up Fax (one-line or three-line options available, includes LAN Fax, Direct Fax, Fax Forward to Email), Fax dialing, Unified Address Book, Optical Character Recognition (OCR), Server Fax, TWAIN driver (scan); <b>Optional:</b> Scan To Cloud Repositories (Dropbox, OneDrive, and Google Drive)		
<b>MOBILE AND CLOUD READY</b>				
Mobile Connectivity		Near Field Communication (NFC); <b>Optional:</b> Wi-Fi Direct, Wi-Fi (802.11 b/g/n/ac); AirPrint™ (iOS) including iBeacon (Bluetooth)		
Mobile Printing		Mopria® Print Service, Apple AirPrint™, Xerox® Print Service (Android), Xerox® @PrintByXerox App; <b>Optional:</b> Xerox® Workplace Mobile App (iOS/Android)		
Mobile Scanning		Mopria® Scan, Apple AirPrint™; <b>Optional:</b> Xerox® Workplace Mobile App (iOS/Android)		
Cloud Ready		Remote services enabled; <b>Optional:</b> direct connection to cloud hosted services via optional apps (accessed via Xerox App Gallery app or visit <a href="http://xerox.com/AppGallery">xerox.com/AppGallery</a> )		
<b>COMPREHENSIVE SECURITY</b>				
Network Security		802.1x, IPsec, HTTPS, SFTP and Encrypted Email, Trellix® Enterprise Security Manager <sup>5</sup> , LogRhythm SIEM <sup>5</sup> , Splunk SIEM <sup>5</sup> , Network Authentication, SNMPv3, SHA-256 Hash Message Authentication, TLS 1.1/1.2/1.3, Security Certificates utilizing ECDSA, Automatic Self-signed Certificate, Cisco® Identity Services Engine (ISE) integration, Local Authentication (Internal Database), FIPS 140-2		
Device Access		User Access and Internal Firewall, Port/IP/Domain Filtering, Audit Log, Access Controls, User Permissions, TPM; <b>Optional:</b> Smart Card Enablement Kit (CAC/PIV/.NET/SIPRNet) <sup>6</sup> , Xerox® Integrated RFID Card Reader, NFC standard (authentication via optional Xerox® Workplace Cloud/Suite Print Management and Content Security; learn more at <a href="http://xerox.com/WorkplaceSolutions">xerox.com/WorkplaceSolutions</a> )		
Data Protection		Trellix® Embedded Control Whitelisting, Firmware Verification, Job Level Encryption via HTTPS and Drivers, Encrypted and Signed Email; Encrypted Hard Disk (AES 256-bit, FIPS 140-2) with Image Overwrite; <b>Optional:</b> Xerox Workplace Cloud/Suite Content Security, Trellix® Integrity Control		
Document Security		Under evaluation Common Criteria Certification (ISO 15408) full system against the HCD PP, Encrypted Secure Print, FIPS 140-2 Encrypted Data with Print Drivers		
<b>ENABLES MANAGED PRINT SERVICES</b>				
Print Management		Xerox® Standard Accounting; <b>Optional:</b> Xerox Workplace Suite/Cloud, Xerox® Virtual Print Management Service, more at <a href="http://xerox.com/PrintManagement">xerox.com/PrintManagement</a>		
Fleet/Device Management		Xerox® CentreWare® Web, Xerox® Support Assistant, Automated Meter Read, Xerox® Cloud Fleet Management Solution, Configuration Cloning; <b>Xerox® Easy Assist App</b> ; <b>Optional:</b> Managed Print Services Suite, Cloud-based remote management with Xerox Workplace Cloud <sup>6</sup>		
Security		Secure Device Management: Xerox® Printer Security Audit Service (auto-configuration of security settings, monitoring, and auto-remediation), Digital Certificate Management, SIEM <sup>5</sup> Reporting, Interactive Dashboard Reports		
<b>GATEWAY TO NEW POSSIBILITIES</b>				
Xerox and Partner Apps		Automate everyday processes with apps that translate, redact, convert text to audio or handwritten notes to text files, and paper documents to Microsoft applications, all from a single cloud-based platform. Or visit <a href="http://xerox.com/WorkplaceApps">xerox.com/WorkplaceApps</a> to find apps by industry or workflow		
Software and Solutions		Xerox DocuShare ( <a href="http://xerox.com/ecm">xerox.com/ecm</a> ), XMPie ( <a href="http://xerox.com/XMPie">xerox.com/XMPie</a> ), Xerox Workplace Solutions ( <a href="http://xerox.com/WorkplaceSolutions">xerox.com/WorkplaceSolutions</a> ), <b>Xerox WorkFlow Central Platform</b>		

<sup>1</sup> Declared print speed in accordance with ISO/IEC 24734. <sup>2</sup> Maximum volume capacity expected in any one month. Not expected to be sustained on a regular basis. <sup>3</sup> HDD and Dual Off-set Catch Trays are optional on Desktop model. <sup>4</sup> Paper capacities are based on 20 lb/75 gsm stock; capacities will vary with different weight stocks. <sup>5</sup> SIEM support with Xerox® Device Manager. <sup>6</sup> Not available in all markets.

\* Trellix formerly known as McAfee. Device firmware will reflect Trellix brand change in future software release. Certifications: [xerox.com/OfficeCertifications](http://xerox.com/OfficeCertifications)

More information is available at [xerox.com/VersaLink](http://xerox.com/VersaLink).

# Industry Awards and Recognitions



2014, 2015, 2016, 2017, 2019, 2020, 2021, 2022  
**BLI DOCUMENT IMAGING SOFTWARE LINE OF THE YEAR**

## 2017 – 2022 BLI PaceSetter Award

“Our analysis shows that [Xerox] has assembled the best portfolio of apps, software, and services to help customers streamline critical business processes and leverage their investments in MFP hardware.”

[Learn More](#)



**MULTIFUNCTION  
PRINTERS CATEGORY:  
XEROX® VERSALINK®  
C7100 SERIES**

## 2022 CRN Products of the Year Award

“The CRN Products of the Year Awards honor leading IT products and services that represent today’s most cutting-edge technologies. Recipients of this year’s Products of the Year Awards represent innovative offerings that meet the ever-changing needs of the IT channel and their customers.”

[Learn More](#)



**HYBRID  
WORKPLACE CATEGORY**

## 2021 – 2022 BLI PaceSetter Award

“Going into the pandemic, Xerox already had a strong portfolio of products and services to support an evolving workplace. Over the past few months, the company has quickly added to its portfolio to help customers adapt on the fly.”

[Learn More](#)



**DOCUMENT IMAGING  
SECURITY: OFFICE**

## 2021 – 2022 BLI PaceSetter Award

“The company maintains a focus on security through a zero-trust architecture that encompasses hardware, software, processes, and content as well as cloud-native solutions and services.”

[Learn More](#)



**MFP APP  
ECOSYSTEMS CATEGORY**

## 2021 – 2022 BLI PaceSetter Award

“With more than 120 MFP apps in its portfolio and 400 partners in its Personalized Application Builder Program, Xerox has focused on making its VersaLink, AltaLink, and (now) PrimeLink MFPs true workplace assistants.”

[Learn More](#)



**MANAGED  
PRINT SERVICES**

## 2020 – 2021 BLI PaceSetter Award

“Xerox was recognized for its dedication to helping organizations of any size optimize their print and document infrastructure, while also enabling digital transformation through both its direct salesforce and channel partners”

[Learn More](#)



**OUTSTANDING  
JOB MANAGEMENT  
AND MOBILE  
PRINT SOLUTIONS**

## 2019 Pick

“Xerox® Workplace Suite surpassed the competition to win this honor.”

[Learn More](#)

Read more about our award-winning solutions at [www.xerox.com/WorkplaceAwards](http://www.xerox.com/WorkplaceAwards).

For more information on Xerox® VersaLink® Devices, visit [www.xerox.com/VersaLink](http://www.xerox.com/VersaLink).